



KRAMER
on the safe side



KRAMER
on the safe side

Telehandler
804, 1245, 2205, 2706



Kramer-Werke GmbH
Wacker Neuson Straße 1
88630 Pfullendorf
Germany
Tel. 00 800 90 20 90 20*
Fax +49 (0)7552 9288-234
info@kramer.de
www.kramer.de

*free

**Refined, right down
to the last nut and bolt.**

The compact telehandlers from Kramer.



KC.EMEA.10030.V02.EN-GB

With their ultra compact dimensions, Kramer telehandlers open up a wide range of applications in the areas of the construction industry, gardening and landscaping architecture, municipalities and rental parks. The efficient machines impress with their dynamic all-wheel drive, high payloads, unbeatable manoeuvrability and low operating weights.



Made to work.



When it matters...
Safe, even at the limit.



Maximum performance that is state of the art.

And features that give you a competitive edge every day.



Optimised for all work: A Kramer offers an overview and provides safety. A perfectly designed cab, wide pull down windows and a suspension comfort seat are the basis for an effective work performance. The joystick replaces lots of levers. The joystick replaces lots of levers.

Perfect for close quarters: With 1.90 metres of clearance height and 1.41 metres of width, confined working conditions are the true home of the 804. When it matters... Full performance in the smallest space.

Nimble and incredibly agile: A strong hydrostatic all-wheel drive, an inner turning radius of only 595 mm and a travel speed of up to 17 km/h: Convincing values and a high level of mobility from Kramer.

Designed with vision: Low operating weight, ergonomic joystick controls and a comfort cab with 360° panoramic views.

Includes plenty of power reserves: The hydraulic system more than satisfies all requirements thanks to the high lifting and shearing forces.

Efficiency and safety in a new dimension:

The Smart Handling driver assistance system does more than comply with safety standard EN 15000 (protection against tipping of the machine in a longitudinal direction). The automatic design of the hydraulic functions also actively supports the operator.

Outfitted for new tasks in seconds: Saves time, provides safety and sustainably improves the workflow – the hydraulically activated quick-hitch system from Kramer.



Small machines with maximum power output.

The compact and manoeuvrable telehandlers from Kramer.

Compact, manoeuvrable and strong. These are the characteristics of the Kramer telehandler that you will not want to miss out on in the future. With small inner radii and a travel speed of up to 20 km/h, the 804 and the 1245 provide for a new mobility in all areas of work.



INNER RADII mm

804	595
1245	821
2205	1.193
2706	1.700



804 and 1245:

- Idea combination of lifting height, width and machine capacity.
- Extremely small turning radii.
- Easy to transport.
- Good working ergonomics and clearly arranged instruments.



Power and performance in perfect form.

You will love every detail.



When things get tight, it shows what it can really do: With its overall height of less than 1.95 metres and at 1.80 metres wide, the 2205 is the ideal machine for tight spaces.

Work in your personal comfort zone: The optional adjustable steering column and the comfort seat, the large legroom and the convenient control via the joystick make work all around more comfortable.

Maintenance easier than ever: Inspection glasses are present for all important operating liquids.



Lift 2.5 tons of payload nearly 6 metres high.

With this power rating, the 2706 is recommended for your loading and transport work. Combined with the final position dampening in the telescopic cylinder, it makes materials handling even more convenient.



Keeping the future in sight: Low operating weight, ergonomic electronic joystick controls and a comfort cab with 360° panoramic views.

Drive for maximum performance: The hydrostatic all-wheel drive with an combined brake inch pedal provides maximum power and, with its large ground clearance and off-road mobility, it can be used wherever it is needed.

Low centre of gravity for maximum stability. Whether working on the streets or transporting across uneven terrain – the 2706 remains firmly on the ground. Whatever the situation.


Three types of steering and a high level of manoeuvrability. Best in class manoeuvrability – and always working from the ideal position ensures maximum productivity.

New perspectives in safety and comfort.

This also makes Kramer telehandlers particularly efficient.

**The love of the technical solution makes the machine.
And the excitement of working with the machine creates the result.**

Kramer's compact telehandlers are strong and quick. They have been built with the human being in mind so that we can use them efficiently and control them safely in all circumstances. The perfect all-round visibility and the practice-oriented arrangement of the operator's controls make the difference.



Complete visibility as standard.

An unobstructed view of the attachment and working area makes it easier to concentrate on the essentials and hence enhances safety.



Built to cope with tough jobs.

The sturdy and stable telehandlers from Kramer.

Regardless of what you are doing. Regardless of what you have planned. With Kramer telehandlers, you are perfectly equipped for any job. On the one hand, this is thanks to the sturdy design and undivided chassis and, on the other to the strong hydraulic system and the perfect sizing of the boom. This makes all difficult on-site construction work easier than ever. But also in open terrain, the telehandlers flawlessly show their strengths with the latest Kramer all-wheel technology and generous ground clearance.



1 Powerful and stable at the same time

loading and lifting work can be taken care of precisely.

2 Simply drive up to the attachment


hitch it up hydraulically from your seat and safely unlock or lock it with a clear line of sight.



A time-tested and proven principle and backbone of the long-term success of Kramer: The undivided chassis for perfect stability, consistently high payload without ifs and but's and the optimal power to weight ratio of the machine.



Power and quality at all times. The hydraulically activated lifting arm is a small masterpiece of its own: from the high-grade steel through the tried-and-tested, wellprotected hose guide to the perfect kinematics.





Two machines in one is pretty smart.

And with a high level of stability.



Stricter requirements for the steadiness of telehandlers are an important topic for the manufacturer. That is why the standard EN 15000 requires an overload protection system for telehandlers in order to avoid the vehicle tipping over in the longitudinal direction during static operation. This is used for the maximum protection of the operator and machine. Practice, however, has shown: Safety is often at the expense of productivity. For example, because hydraulic functions simply shut down in the event of an overload.

We at Kramer have given a great deal of thought to how we can make a virtue out of necessity and also offer our customers an added value.

Smart handling: three* modes for all requirements

Bucket mode

- When lowering the loading system, it is always automatically retracted.
- During this lowering motion, the machine never enters into the overload range, even at maximum payload.

Stacking mode

- When lifting and lowering, the loading system automatically moves the telescopic arm in a vertical line and telescopes out automatically.
- The centre of gravity of the load does not shift and the machine remains in the safe range.
- This makes stacking faster at greater heights.

Manual mode*

- When lowering the boom, the telescopic arm is not automatically retracted.
- If the overload limit is reached, the lowering motion stops—only lifting, retracting or dumping the material is now possible.
- The lowering speed increases with a decreasing angle.




Simply select Smart handling:
A mode selection is made on the keypad.

* The manual mode is only available for 2706 (serie)

Our attitude about the topic of maintenance?

Open for a quick and easy service.

Kramer telehandlers also offer excellent access to all components for quick and easy service and maintenance work. Simply open the bonnet and perform the maintenance – and you are back to full application in no time. But there's more. Thanks to the latest fault diagnosis tool, errors in the electronic system or in the hydraulic system can also be found quickly and easily. All of this saves time, money and nerves.



All important maintenance points at a glance:

- 1 Filling neck for hydraulic oil
- 2 Inspection glass for the hydraulic oil fill level
- 3 Air cleaner
- 4 Engine oil filter
- 5 Engine cooling expansion tank
- 6 Dipstick for motor oil fill level
- 7 Batterie Cover can be removed with a few screws, for example to replace the battery
- 8 The floor plates and covers for the lower part of the crankcase can be removed with a few simple steps for optimal service access, for example to change the engine oil



Your Kramer telehandler:

Adapted to your personal needs.

With Kramer, you are also on the safe side - we offer you our telehandlers already with good, comprehensive and sturdy standard equipment. In addition, with our different options, you can assemble your machine in terms of drive system, tyres, hydraulics and the driver's cab so that it is one-hundred per cent tailored to you and your work tasks.

804



1245



2205



2706



Standard equipment and options.

	804	1245	2205	2706
DRIVE SYSTEM				
Hydrostatic all-wheel drive	●	●	●	●
100% differential lock	○	○	○	○
Travel speed 0 – 17 km/h	●	–	–	–
Travel speed 0 – 20 km/h	–	●	●	●
Speed increase to 28 km/h	–	○	–	–
Speed increase to 30 km/h	–	–	○	○
TYRES				
Tyres 27 x 10.0 - 15 AS ET20	●	–	–	–
Tyres 10.0 / 75 - 15.3 AS ET40	–	●	–	–
Tyres 10.5 / 80 - 18 AS ET0	–	–	●	–
Tyres 12.5 - 18 MPT01	–	–	–	●
HYDRAULICS				
3. control circuit, front	●	●	–	–
3. control circuit, front proportionally via joystick	–	–	●	●
3. control circuit comfort, via touch button on joystick	○	○	●	●
4. control circuit, electrically double-acting	–	–	○	○
High Flow single-acting	–	○	○	–
Unpressurised reverse travel	○	○	○	○
Engine pre-heating + hydraulic oil 230 V	○	○	○	○
Three-point rear tool holder	–	○	○	○
PTO at 540 rpm	–	○	○	○
DRIVER'S CABIN				
Operator's canopy roll-over protective structure and FOPS-tested (right window)	●	●	–	–
Front window with washer	○	○	●	●
Rear window	○	○	●	●
Cab with heater, fan and windscreen wiper roll-over protective structure and FOPS-tested (fully glazed)	○	○	●	●
Work light on the driver's cabin	○	○	●	●
LED work light	○	○	○	○
Comfort seat with safety belt	●	●	●	●
Comfort seat with air cushioning and safety belt	○	○	○	○
Heated seat	–	–	○	–
Lighting equipment according to Road Traffic Regulations	●	●	●	●
Data confirmation	●	●	●	●
OTHERS				
Smart Handling overload assistance system	●	●	●	●
Load stabiliser	–	–	○	○
Fully automatic central lubrication unit	○	○	○	○
Mechanical quick-hitch system for attachments	●	●	●	●
Hydraulic quick-hitch system for attachments	○	○	○	○

- Series
- Option
- Not possible

Technical Data.

ENGINE DATA

Manufacturer	Yanmar	Yanmar	Perkins	Kohler
Type of engine (optional)	3TNV76	3TNV82A (3TNV84T)	404D-22	KDI 2504 TCR
Cylinders	3	3	4	4
Prime output kW / hp (optional)	19,2 / 26	22,6 / 31 (29,6 / 40)	36,3 / 49	55,4 / 75
at rpm1/min	3.000	2.800	2.800	2.600
Displacement cm³	1.116	1.496	2216	2.482
Abgasstufe	IIIA	IIIA	IIIA	IIIB
Cooling	Water	Water	Water	Water

DRIVING HYDRAULICS

Work hydraulics				
Discharge volume (optional) l/min	33	42 (75)	70 (100)	90
Working pressure bar	220	220	240	240

DRIVE SYSTEM

Type of drive	hydrostatic	hydrostatic	hydrostatic	hydrostatic
Drive system	permanent allwheel	permanent allwheel	permanent allwheel	permanent allwheel

VEHICLE DATA

Driver's cab (optional)	FSD (cabin)	FSD (cabin)	cabin	cabin
Axle	Planetary steering axle	Planetary steering axle	Planetary steering axle	Planetary steering axle
Travel speed (optional) km/h	0–17	0–20	0–20 (30)	0–20 (30)
Travel speed increases/reductions	2	2	2	3
Fuel tank capacity l	39	25	70	100
Hydraulic oil tank capacity l	40	40	55	75
Total swing angle of the tool tray (optional) °	148	148	144	132 (150)
Total oscillating angle °	14	14	16	20
Max. steering lock °	2x38	2x38	2x40	2x38
Lift cylinder lifting / lowering sec	5,0 / 3,6	6,1 / 4,8	6,2 / 4,2	6 / 4,2
Extension cylinder extension / retraction sec	3,5 / 1,9	4,9 / 3,9	5,1 / 2,5	5,6 / 3,8
Tipping cylinder fill shovel / empty shovel sec	2,3 / 1,7	2,6 / 2,3	3,1 / 2,2	2,5 / 3,0

WEIGHTS

Operating weight (standard) kg	2.270	2.700	4.200	4.900
Max. payload kg	800	1.200	2.200	2.700

ELEKTRIC SYSTEM

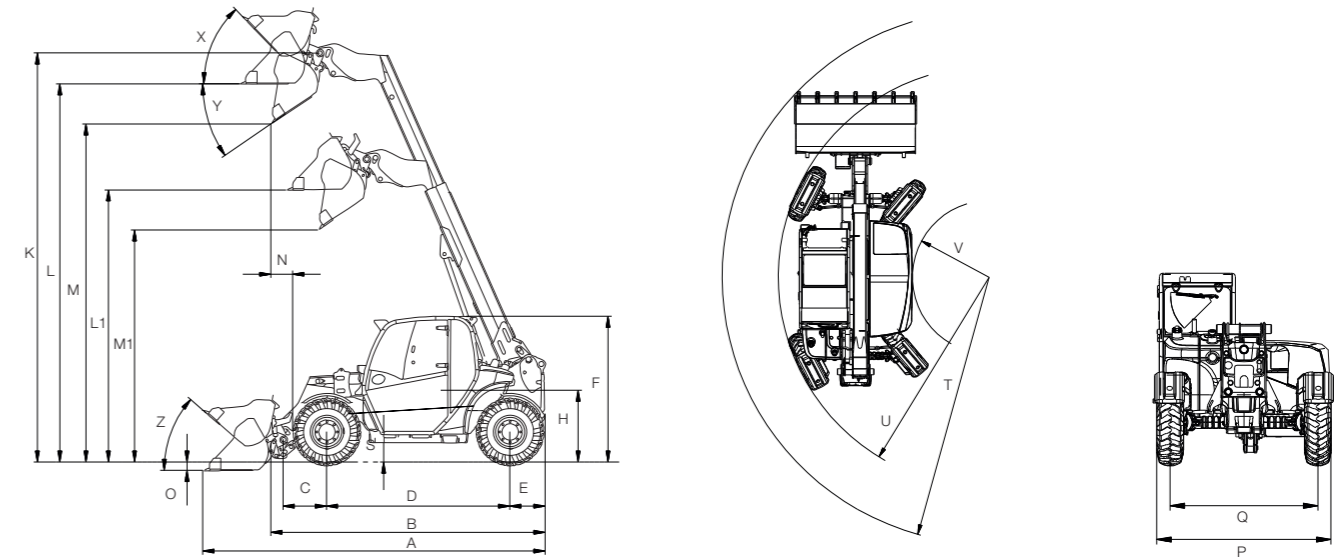
Operating Voltage V	12	12	12	12
Battery Ah	77	77	77	100
Alternator A	55	55	85	80

NOISE CHARACTERISTIC VALUES

Specified sound pressure level LpA dB (A)	84	84	82	79
--	----	----	----	----

	804	1245	2205	2706
Manufacturer	Yanmar	Yanmar	Perkins	Kohler
Type of engine (optional)	3TNV76	3TNV82A (3TNV84T)	404D-22	KDI 2504 TCR
Cylinders	3	3	4	4
Prime output kW / hp (optional)	19,2 / 26	22,6 / 31 (29,6 / 40)	36,3 / 49	55,4 / 75
at rpm1/min	3.000	2.800	2.800	2.600
Displacement cm³	1.116	1.496	2216	2.482
Abgasstufe	IIIA	IIIA	IIIA	IIIB
Cooling	Water	Water	Water	Water
Work hydraulics				
Discharge volume (optional) l/min	33	42 (75)	70 (100)	90
Working pressure bar	220	220	240	240
Type of drive	hydrostatic	hydrostatic	hydrostatic	hydrostatic
Drive system	permanent allwheel	permanent allwheel	permanent allwheel	permanent allwheel
Driver's cab (optional)	FSD (cabin)	FSD (cabin)	cabin	cabin
Axle	Planetary steering axle	Planetary steering axle	Planetary steering axle	Planetary steering axle
Travel speed (optional) km/h	0–17	0–20	0–20 (30)	0–20 (30)
Travel speed increases/reductions	2	2	2	3
Fuel tank capacity l	39	25	70	100
Hydraulic oil tank capacity l	40	40	55	75
Total swing angle of the tool tray (optional) °	148	148	144	132 (150)
Total oscillating angle °	14	14	16	20
Max. steering lock °	2x38	2x38	2x40	2x38
Lift cylinder lifting / lowering sec	5,0 / 3,6	6,1 / 4,8	6,2 / 4,2	6 / 4,2
Extension cylinder extension / retraction sec	3,5 / 1,9	4,9 / 3,9	5,1 / 2,5	5,6 / 3,8
Tipping cylinder fill shovel / empty shovel sec	2,3 / 1,7	2,6 / 2,3	3,1 / 2,2	2,5 / 3,0
Operating weight (standard) kg	2.270	2.700	4.200	4.900
Max. payload kg	800	1.200	2.200	2.700
Operating Voltage V	12	12	12	12
Battery Ah	77	77	77	100
Alternator A	55	55	85	80
Specified sound pressure level LpA dB (A)	84	84	82	79

Dimensions.



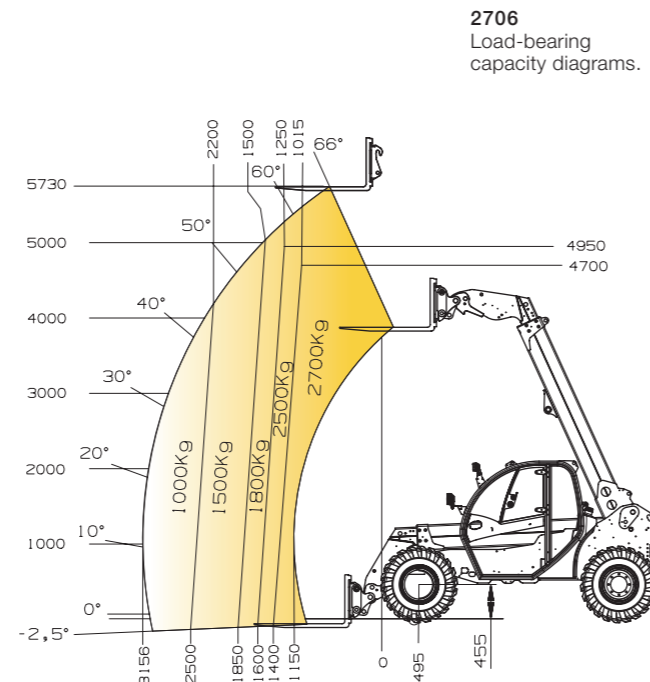
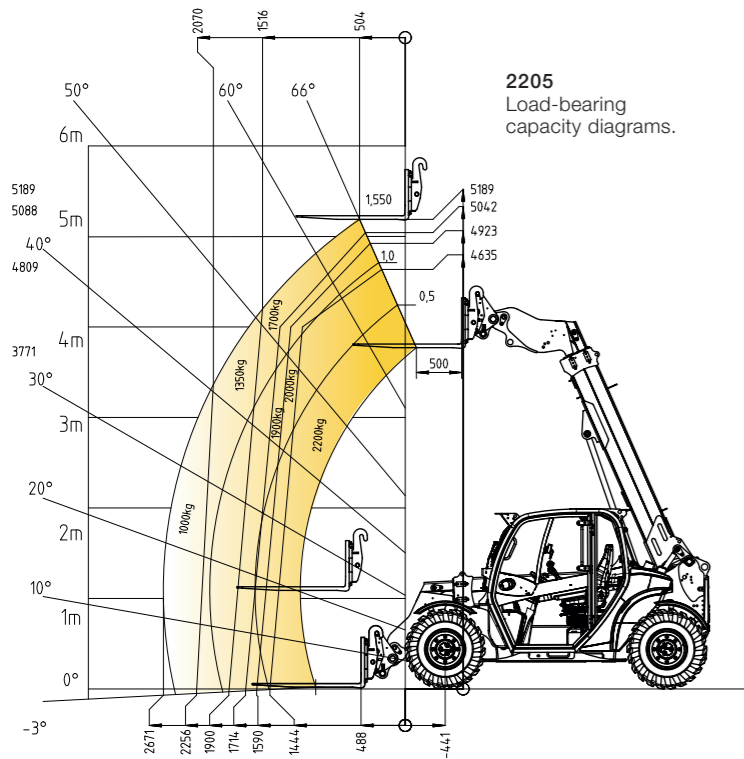
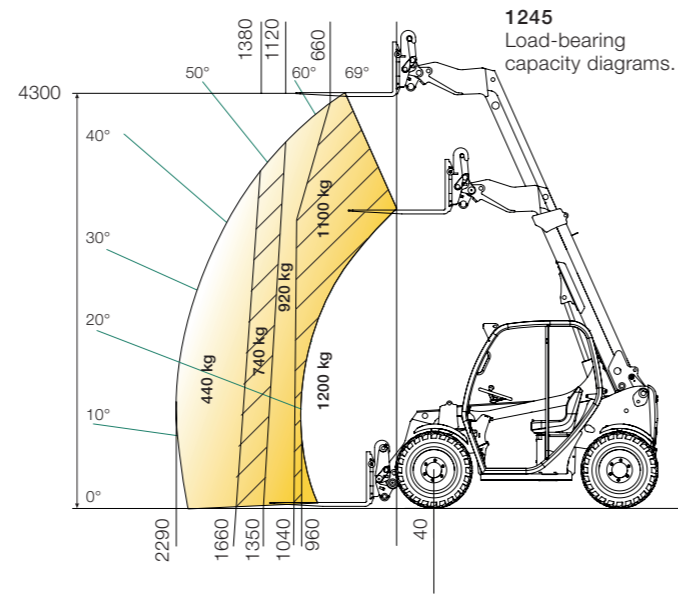
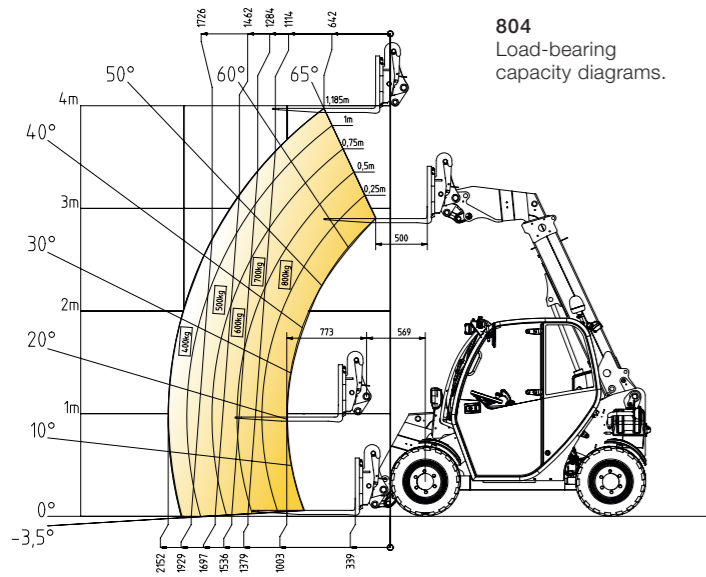
DIMENSIONS

	804	1245	2205	2706
Standard light materials bucket mm	1.450	1.600	1.900	2.000
A Total length mm	3.554	3.886	4.576	4.958
B Total length without bucket mm	2.717	2.916	3.747	4.400
C Axle centre to bucket pivotal point mm	406	425	581	1.030
D Distance between wheels mm	1.795	1.920	2.449	2.650
E Rear overhang mm	343	391	472	0
F Height with cab mm	1.900	1.940 / 1.960 ²⁾	1.950	1.980
H Seat height mm	914	953 / 973	962	1.025
K Max. height of bucket pivotal point mm	4.145	4.503 / 4.523 ²⁾	5.471	6.080
L1 Overhead loading height of telescopic arm retracted mm	2.725	2.909 / 2.929 ²⁾	3.638	3.730
L Overhead loading height of telescopic arm extended mm	3.799	4.123 / 4.143 ²⁾	5.056	5.600
M1 Dumping height of telescopic arm retracted mm	2.244	2.375 / 2.395 ²⁾	3.103	3.450
M Dumping height of telescopic arm extended mm	3.318	3.589 / 3.609 ²⁾	4.520	5.280
N Coverage mm	533	543	293	680 ¹⁾
O Digging depth mm	114	94	111	150
P Total width mm	1.413	1.560	1.808	1.960
Q Track width mm	1.252	1.296	1.530	1.660
S Ground clearance mm	223	286 / 306 ²⁾	256	302
T Maximum radius outside mm	3.034	3.489	4.153	4.500
U Radius on outer edge mm	2.227	2.722	3.281	3.670
V Inside radius mm	595	951	1.193	1.700
X Rollback angle at max. lifting height °	52	52	46,5	45
Y Max. dumping angle °	32	31	34,5	22 / 40 ³⁾
Z Rollback angle on bottom °	44	44	41	45

¹⁾ with Standard bucket 0,85 m³
²⁾ Values chassis with large engine
³⁾ with total rotation angle of 150°

*With engine technology according to exhaust emission stage IIIB.

Load-bearing capacity diagrams.



Vibration characteristic values.

VIBRATIONS	
LOAD TYPE	
Compact wheel loader (operating weight < 4,500 kg)	
Wheel loader (operating weight > 4,500 kg)	

Typical operating conditions	Average value			Standard deviation (s)		
	$1,4 \cdot a_{w,eqx}$ [m/s ²]	$1,4 \cdot a_{w,eqy}$ [m/s ²]	$a_{w,eqz}$ [m/s ²]	$1,4 \cdot s_x$ [m/s ²]	$1,4 \cdot s_y$ [m/s ²]	s_z [m/s ²]
Load & carry (load and transport work)	0,94	0,86	0,65	0,27	0,29	0,13
Load & carry (load and transport work)	0,84	0,81	0,52	0,23	0,20	0,14
Application in extraction (harsh application conditions)	1,27	0,79	0,81	0,47	0,31	0,47
Transfer drive	0,76	0,91	0,29	0,33	0,35	0,17
V-operation	0,99	0,84	0,54	0,29	0,32	0,14

Whole body vibrations:

- Each machine is equipped with an operator's seat that meets the requirements of EN ISO 7096:2000.
- When the loader is properly used, the whole body vibrations vary from below 0.5 m/s² up to a short-term maximum value.
- It is recommended to use the values specified in the table when calculating the vibration values according to ISO/TR 25398:2006. In doing so, the actual application conditions are to be taken into consideration.
- Telehandlers, like wheel loaders, are to be classified by operating weight.

Hand-arm vibrations (HAV):

- The hand-arm vibrations are no more than 2.5 m/s².

Only a Kramer is a Kramer.

In demand world-wide – produced in Pfullendorf.

The Kramer plant.

Our company is located in Pfullendorf, Southern Germany. We are one of the world's leading manufacturers of compact loaders for the construction industry and belong to the Wacker Neuson Group.

Our values as a medium-sized, family-owned publicly-traded company are convincing. With the strength and expertise of a globally active organisation. With people who fulfil our motto every day with life and ideas.

We believe in: Quality, innovation, performance and character – and the lasting success of our customers. After all, that is what it is all about.

