



**YANMAR**

COMPACT WHEEL LOADER

# V70S



|                  |  |
|------------------|--|
| Operating weight | 5 400 kg                                     |
| Net Power        | 45 kw (61 HP)                                |
| Bucket capacity  | 0,7 - 1,0 m <sup>3</sup>                     |
| Steering         | Articulated steering and slewing lifting arm |

# Extensive operating range for maximum efficiency



## STRAIGHT AND RIGID ARTICULATION

For better reliability, for better stability. The wheels forward and backward follow the same way. No damage to the lawns, or pavements. Short turning radius and optimal positioning of pallet forks. Less wear on tires.



## REAR AXLE OSCILLATING


Improved operator comfort, increased machine stability, longer life. The stability of the machine is optimized when using the bucket and forks.





## 180 ° ROTATION OF EQUIPMENT

The wheel loader can be swiveled 90 ° on both sides, making it possible to work at right angles in the direction of travel, an advantage especially in narrow yards.



## PARALLEL KINEMATICS

Thanks to its parallel kinematic system, the V70S takes loads quickly and precisely without having to constantly adapt the load angle.



## EASY TO USE

The V70S is fitted with various equipment which enable precise, comfortable and productive control of the machine: Smart control, Fingertip control and multi-function joysticks offer optimal handling to the operator for a productive day work.



## COMFORTABLE CABIN

Designed to ensure maximum comfort and productivity for the operator. The performance enhancing environment provides a very pleasant working atmosphere. The control system for the machine uses innovative technology. The machine remains easy to handle, even when used in challenging conditions. This helps driver and machine deliver high productivity.



## MOTOR

Complies with EU Phase III B / EPA Tier 4 Final standards, guaranteeing reduced fuel consumption and emissions. The cross-mounted motor allows easy access for maintenance and acts as a counterweight.



## HYDRAULIC QUICK-HITCH SYSTEM

The quick-hitch system allows the accessories to be easily changed from the cabin with two controls.

# LOADER CONCEPT

## ARTICULATED STEERING WITH OSCILLATING REAR AXLE

When used at a densely built-up location or construction sites with limited space, the articulated steering delivers great maneuverability with its 40° steering angle.

The articulated steering also allows the bucket to approach the load in a straight line, even at the maximum steering angle. This affords the operator greater flexibility in terms of picking up pallets or setting down loads. The oscillating rear axle has a wide slewing angle of 10°, keeping all 4 wheels in contact with the ground at all times, even when working on uneven ground. The operator also sits parallel to the work attachment at all times. Only the rear axle oscillates – unlike other manufacturers, where the whole of the rear end oscillates. This means the weight of the machine is always moving in the same direction as the bucket, which in turn increases the pressure on the ground when backing up.

## DIMENSIONS

The V70S have a very compact dimension in all aspects: height (<2,7m), width, length and turning radius. These compact dimensions contribute to the high maneuverability of Yanmar wheel loaders.



## SWING FUNCTION FOR 260° OPERATING RANGE

The lifting frame can be slewed 90 degrees to either side without stopping, making it possible to work at right angles to the travel direction. A real advantage at construction sites where space is limited. Taken together, the total slewing range plus the total steering angle of 80 degrees provided by the articulated steering add up to a generous operating range of 260 degrees. The swing loader is particularly suitable for applications where space is extremely tight, for example when filling ditches or during parallel loading of trucks.




## LIFTING FRAME

### PARALLEL KINEMATICS

The parallel kinematics system allows you to lift a load quickly and precisely without constantly having to adjust the loading angle. While the kinematics system take care of the stroke angle, the operator is free to concentrate on where exactly to set down the load. The parallel kinematics system optimise work cycles when loading and unloading the second row on a truck. The clever design ensures the tilt control lever does not collide with the body of the truck.

### HYDRAULIC QUICK HITCH

Replace tools quickly and easily from the cab using the quick-hitch system thanks to two-handed operation. It is easy and very safe to operate and allows quick and smooth change of attachments.



# OPERATOR STATION

Designed with driver comfort and productivity in mind, the cabine features noise and vibration damping and is ROPS/FOPS- approved.



## ALL-AROUND VISIBILITY

Visibility is optimized through big windows. The optimal visibility leads to greater safety on jobsites. Front visibility is optimum on the attachment for faster and safer operation.

## SECOND DOOR

- + Optimal cabine ventilation
- + Communication possible on both sides
- + Cab easy to clean
- + Improved visibility, even at ground level



## COMFORTABLE & ADJUSTABLE SEAT

Our standard seat with hydraulic suspension, adjustable in position and weight, makes it more comfortable for the driver.




## PRECISE FINGERTIP CONTROL

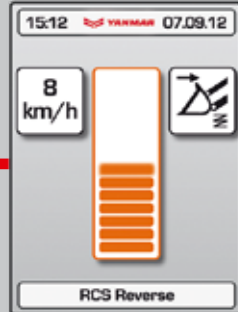
The fingertip control allows the operator to regulate the oil flow with real precision, all the way from « zero » to « full ». The electrical proportional activation of hydraulic functions is simple thanks to a thumbwheel on the joystick. A lot of attention has been paid to an outstanding ergonomoy to improve operator comfort.

# SMART CONTROL

Smart Control is the operating system Yanmar for compact wheel loaders. It has never been easier to match a construction machine precisely to the driver and application. Numerous controls have also been redesigned and rearranged for quicker operation and improved machine monitoring. The 3.5" display shows machinery and engine data. The modern menu guide is similar to current smartphones. The windscreen, which domes inwards, minimizes the mirror effect.



Electrical proportional adjustment of the hydraulic performance of the 3rd and 4th circuits.



Activation of the motion control function at specific speed.



Choice of units of measurement by country.



What this means for you:

- + Intuitive operation that is easy to set for each individual driver
- + 3<sup>rd</sup> & 4<sup>th</sup> electric proportional hydraulic control circuit for operating work attachments
- + New display design to enable easy machine monitoring
- + Keypad with extra-large keys for easy operation



## INSTRUMENTATION

An additional Keypad allows quick adjustment of a main installation.



## ADJUSTABLE STEERING COLUMN

The adjustable steering column is part of the standard equipment of the machine. It improves the operator comfort and makes it easier to enter and exit the cabin from both sides.

# PERFORMANCE

## TRAVEL SPEED

Operating in a closed circuit, the hydrostatic travel drive delivers lots of power while keeping fuel consumption low. The V70S loader can achieve up to 20km/h on the road.

As an option, the V70S is also available in high speed version with a speed from 0 to 36km/h.




## TRACTIVE FORCE

The hydrostatic transmission is characterized by its high power and smooth adjustment. This results for the operator in high rim pull for effective pushing or digging and good travel performance even on steep inclines.

## BRAKE INCHING PEDAL

By using the inch brake pedal, fine-tuning of the hydraulic performance is possible. The driver can modify the power between the drive and the working hydraulics. It allows to slow down the loader while keeping the engine rpm up. This feature improves the cycle time of digging and loading operations. This inch brake pedal prevents wheel spin and avoids excessive wear of the tires.







## POWERLINE

### ENGINE

The V70S is fitted with a powerful engine which delivers results in terms of operation and environmental protection. Fewer emissions, more power. Engine: EU Stage III B, EPA TIER IV final. Adopting European and American emission levels ensure a significant reduction in particulate emissions compared with previous levels – from 0.4 to 0.025 g/kWh.

### AUTOMATIC DIFFERENTIAL LOCK

The V70S fits with permanent all-wheel drive and automatic self-locking differentials on the front and rear axles (35% locking effect). Both provide enhanced traction when traveling in a straight line and turning corners – perfect for bucket loading.

### TRAVEL RIDE CONTROL\*

The travel ride control function induces a suspension effect in the boom cylinder thanks to an accumulator. This system improves the drivability of the loader when transporting loads on uneven ground or driving at high travel speed. This feature improves drastically the operator comfort.

\*Option for V70S

### TAKE ADVANTAGE OF THE NEW ENGINE TECHNOLOGY

- + Lower fuel consumption really pays off. The machine is delivered without a diesel particulate filter as standard. This saves on servicing costs. A diesel particulate filter is available on request.
- + Fresh air: pollutants in the emissions from the V70S are reduced by up to 90%. Significantly fewer particulate are emitted thanks to the advanced exhaust after-treatment. This is achieved by means of improved combustion and injection systems and a diesel oxidation catalyst (DOC).
- + Drive characteristics have been optimised for the new engine to deliver performance and meet regulations.



### HYDRAULIC

#### HYDROSTATIC TRANSMISSION

Hydrostatic high-pressure transmission, maximum productivity thanks to hydrostatic drive technology – smooth power development without interruption of traction.


#### WORKING HYDRAULIC

The working hydraulic (3<sup>rd</sup> Section) work completely independently of the hydraulics for transmission. 3<sup>rd</sup> Section for operation of hydraulic quick coupler and common work tools. Additional control circuit (4<sup>th</sup> Section) for operation of special attachments, which requires hydraulic oil flow (optional). The 4<sup>th</sup> Section is also available with High Flow function (optional).



## MAINTENANCE

The large opening offered by the engine hood allows an easy access to all main service items, for an easy and fast maintenance. This contributes to reduce the TCO of the machine. Daily tasks can be performed from ground level to save time.



### BATTERY MAIN SWITCH

Can be accessed when standing next to the cab.



### SEPARATE BATTERY POLES

Option: separate battery poles for easy restart thanks to free access under the engine hood.



### CAB CABLING

Simple disconnection of electrical lines when dismantling the cab.





## TAILORED FOR YOUR JOB

In order to provide a wheel loader adapted for the job, Yanmar offers numerous equipment packages and additional equipment. Using equipment tailored to the job helps increase productivity, reduce wear and damage.

### PROTECTION PACKAGE FOR HARSH ENVIRONMENTS

- + Special coating
- + Piston rods for lift, tilt, and steering cylinders with chrome/nickel coating (instead of the standard chrome coating)

### LIFTING ARM

- + Burst valves for lift and tilt cylinders

### HYDRAULICS

- + Fourth hydraulic control circuit
- + Hydraulic shock absorbers
- + Biodegradable hydraulic oil

### CAB

- + FOPS modification kit (protection against falling objects)
- + Heated external mirror
- + Supplementary diesel heating (independent of engine) with circulation system
- + Sliding window on right-hand side
- + Air conditioning

### MAINTENANCE

- + Central lubrication
- + Electric refueling pump

### OPERATION

- + Reverse signal
- + Electronic immobiliser
- + Creeper gear

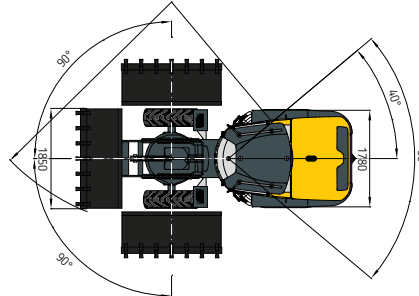
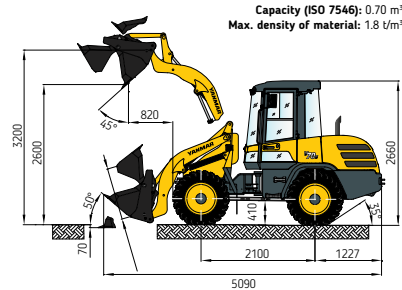
### ROAD PERMISSION

The V70S may be driven on the road and can be used with an optional towing hitch as a tractor unit.

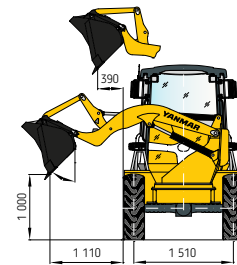
# DIMENSIONS



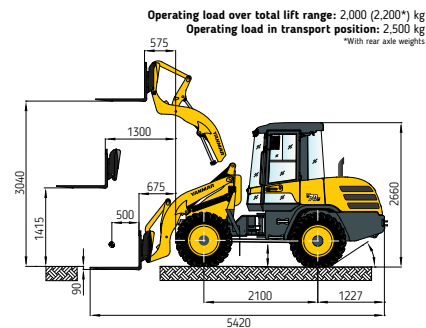
## GENERAL-PURPOSE BUCKET



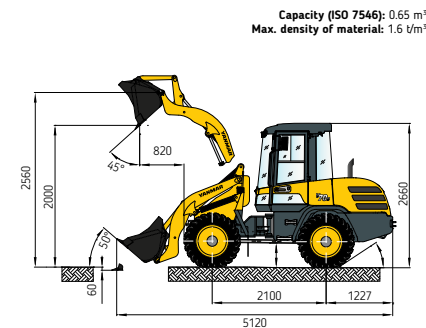
## FRONT VIEW



## FORK LIFT ATTACHMENT



## MULTI-PURPOSE BUCKET



|  |         |
|--|---------|
| Overall length                               | 5090 mm |
| Wheelbase                                    | 2100 mm |
| Overall height                               | 2660 mm |
| Ground clearance                             | 435 mm  |
| Overall width (outside of tires)             | 1780 mm |
| Overall width (bucket)                       | 1850 mm |
| Dumping height (w/o teeth)                   | 2600 mm |
| Dumping reach (w/o teeth)                    | 820 mm  |
| Max. hinge pin height                        | 3200 mm |
| Max. lifting height                          | 3040 mm |
| Digging depth                                | 70 mm   |
| Tilt back angle (at traveling position) Deg. | 50°     |
| Dumping angle Deg.                           | 45°     |
| Articulation angle Deg.                      | 80°     |
| Tilt (right and left)                        | 90°     |
| Turning radius (track circle)                | 1965 mm |
| Turning radius (bucket circle)               | 4160 mm |

## BUCKET TYPE

|   | Contents            | Density              | Width   | Dump height |
|---|---------------------|----------------------|---------|-------------|
| General-purpose bucket, quick-hitch system (QAS), teeth | 0,70 m <sup>3</sup> | 1,8 t/m <sup>3</sup> | 1850 mm | 2600 mm     |
| General-purpose bucket, QAS, bolt-on cutting edge       | 0,70 m <sup>3</sup> | 1,8 t/m <sup>3</sup> | 1850 mm | 2565 mm     |
| Earth bucket, QAS, teeth                                | 0,80 m <sup>3</sup> | 1,6 t/m <sup>3</sup> | 1850 mm | 2540 mm     |
| Earth bucket, QAS, bolt-on cutting edge                 | 0,80 m <sup>3</sup> | 1,6 t/m <sup>3</sup> | 1850 mm | 2500 mm     |
| Light-material bucket, QAS, bolt-on cutting edge        | 1,00 m <sup>3</sup> | 1,2 t/m <sup>3</sup> | 1850 mm | 2450 mm     |
| Multi-purpose bucket, QAS, teeth                        | 0,65 m <sup>3</sup> | 1,6 t/m <sup>3</sup> | 1850 mm | 2540 mm     |
| Multi-purpose bucket, QAS, bolt-on cutting edge         | 0,65 m <sup>3</sup> | 1,6 t/m <sup>3</sup> | 1850 mm | 2485 mm     |
| High-tip bucket, QAS, without teeth                     | 0,65 m <sup>3</sup> | 1,2 t/m <sup>3</sup> | 1850 mm | 3470 mm     |
| Quarry bucket, QAS                                      | 0,55 m <sup>3</sup> | 1,8 t/m <sup>3</sup> | 1850 mm | 2530 mm     |

# SPECIFICATIONS

## [ STANDARD EQUIPMENT ]

### ENGINE

|   |   |
|---|---|
| Manufacturer, model                       | Deutz, TCD 2.9 L4   |
| Type                                      | Turbo diesel engine with intercooler, exhaust-gas optimised EU Stage III B, EPA TIER IV final |
| Combustion                                | 4-stroke cycle, Common Rail injection   |
| Number of cylinders                       | 4 in line   |
| Displacement                              | 2 900 cm <sup>3</sup>   |
| Net power rating at 2,200 rpm (ISO 14396) | 45 kW (61 HP)   |
| Max. torque                               | 240 Nm at 1 600 rpm   |
| Cooling system                            | Water   |

### ELECTRICAL SYSTEM

|                     |                                    |
|---------------------|------------------------------------|
| Nominal voltage     | 12 V                               |
| Battery             | 12 V / 77 Ah / 760 A (DIN-EN50342) |
| Generator           | 14 V / 95 A                        |
| Starter             | 12 V / 2,6 kW (3,5 HP)             |
| Cold-starting aid   | Glow plugs 12 V                    |
| Battery main switch |                                    |

### HYDRAULIC SYSTEM

|   |          |
|---|----------|
| Pump capacity   | 64 l/min |
| Working pressure  | 250 bar  |
| Proportional hydraulic valve with 3 control circuits.   |          |
| Hydraulic cylinders: 2 lifting cylinders, 1 tilt cylinder, 2 swing cylinders, all dual-action.  |          |
| Hydraulically switchable float position by overdriving the pressure point «ower» on the joystick, electrically switchable continuous operation function.  |          |
| Single, four-way control lever (joystick) with integrated swing function.   |          |
| Controller, direction-of-travel switch and switch for additional control circuit.   |          |
| Swing system: hydraulic valve with 1 control circuit. 2 double-acting swing cylinders. Integrated lift, lower and swing limitation mechanism preventing collision with tyres. Automatic locking of oscillating rear axle from a tilt angle of approx. 10° from the longitudinal axis. |          |

### CABINE

|   |
|---|
| Rubber-mounted full-vision steel cabine, ROPS and FOPS.               |
| Cabine featuring two doors.   |
| Intermittent wipers and washer (front & rear).                        |
| Sliding window on left-hand side.                                     |
| Cab heating by engine coolant heat exchanger with 3-speed heater fan. |
| Windscreen defroster front & rear.                                    |
| Radio pre-installation.   |

### LIGHTING

|  |
|--|
| Lighting system in compliance with StVZO and European standards. |
| Halogen H7 headlamps.  |
| 2 working floodlights front.                                     |

# SPECIFICATIONS

## UNDERCARRIAGE AND TIRES

Front : rigid planetary final drive axle, centre-mounted disc brake. Limited slip-type differential 35%.

Rear : oscillating planetary final drive axle, with integrated reduction gear, oscillation locking with slewed uppercarriage. Limited slip-type differential 35%.

Angle of oscillation  $\pm 10^\circ$ .

Service brake hydraulically actuated centre-mounted disc brake, acting in all 4 wheels via 4-wheel drive.

Auxiliary brake hydrostatic through closed-circuit travel drive.

Parking brake mechanically actuated centre-mounted disc brake on front axle.

Tires 12,5-20 MPT 04.

## PERFORMANCE

|  |                        |
|--|------------------------|
| Travel speed                               | 0 - 20 km/h            |
| Static tipping Load Straight               | 3950 kg                |
| Static Tipping Load Full Turn              | 3490 kg                |
| Static Tipping Load Full Turn and 90° tilt | 2,590 kg               |
| Breakout force (bucket)                    | 45,1 kN                |
| Traction force                             | 42 kN                  |
| General purpose bucket (ISO 7546)          | 0.70 m <sup>3</sup>    |
| Gradability                                | 30°                    |
| Noise level                                | LwA 101 dB / LpA 75 dB |

## SAFETY

Steering system : articulated steering, fully hydraulic, 1 steering cylinder with final positioning damping on both sides, oil supply via load-sensing priority valve, quick and easy steering even at engine idle-running speed.

Total steering angle. 80°

Driver's seat MSG85 with hydraulic suspension, weight adjustable, longitudinal and height adjustment and lap belt in compliance with ISO 7096 & ISO 6683.

Rear-view mirrors foldable.

Self-lock differential 35% in front and rear axle.

Inch brake pedal.

## VIBRATION VALUES IN COMPLIANCE WITH DIRECTIVE 98/37/EEC & EN474

|  |                      |
|--|----------------------|
| Effective values of acceleration below for entire body | 0.5 m/s <sup>2</sup> |
| And for upper limbs                                    | 2.5 m/s <sup>2</sup> |

## CAPACITIES

|                |      |
|----------------|------|
| Fuel tank      | 75 l |
| Engine oil     | 8 l  |
| Hydraulic tank | 55 l |

## MAINTENANCE FREQUENCY

|                           |  |
|---------------------------|--|
| Change engine sump oil    | 500h                                       |
| Change engine oil filter  | 500h                                       |
| Change engine fuel filter | 1 000h                                     |
| Change hydraulic oil      | 1 000h                                     |
| Change cooling fluid      | according to demand (at least all 2 years) |

## MISCELLANEOUS

Multifunktions display / Smart Control : the driver can adjust the machine exactly to the environment, operation, and individual specific requirements



# SPECIFICATIONS

## [ OPTIONAL EQUIPMENT ]

### ENGINE

Diesel engine with diesel particulate filter (DPF) | High-speed version 36 km/h | Manual throttle for engine rpm with shutdown hydrostatic transmission.

### HYDRAULIC SYSTEM

4<sup>th</sup> control circuit and installation on lift frame, incl. couplings and continuous operation e. g. for attachments with 2 hydr. functions | Hydraulic outlet for front hand-held hammer, with flow divider | Open return, on lift frame | Bypass filter Kleenoil.

### CABINE

FOPS skylight guard | Yellow beacon | Right-hand door with sliding window | Radio installation kit | Working floodlight | Air conditioning | Operator's seat MSG 85 (comfort version), hydraulic damping, extra-high backrest, weight-adjustable, lap belt | Air-cushioned operator's seat MSG 95 (premium version) with orthopedic lumbar support, extra-high backrest, adjustable armrests, headrest, seat and backrest heating | Engine-independent diesel heater with timer | Fire extinguisher.

### CHASSIS AND TIRES

12.5-20 MPT 04 Mitas | 340/80 R18 TRI2 Nokian | 335/80 R20 SPT9 Dunlop | 335/80 R20 XZSL Michelin | 340/80 R20 XMCL Michelin.

### SAFETY

Bucket & loader arm cylinder safety block valve | Descent regulation valve.

### COUPLERS

Ball head coupler | Rockinger trailer coupling.

### MISCELLANEOUS

Central lubrication unit | Special paint | Bio oil | Anti-theft device (immobiliser) | Electrical tank refilling pump | Rear axle weights, approx. 260 kg | Pilot-controlled hose-rupture valves for lift and tilt cylinders | Quick couplers (flat face) for 3<sup>rd</sup> control circuit on lift frame | Back-up alarm for reverse travel | Travel ride control system | Acceptance as agricultural or forestry tractor | Further optional equipment available on request.



**YANMAR**



Yanmar Construction Equipment Europe  
25, rue de la Tambourine, 52100 SAINT-DIZIER  
France

[ycee-contact@yanmar.com](mailto:ycee-contact@yanmar.com)

[www.yanmarconstruction.eu](http://www.yanmarconstruction.eu)

Printed in France - Materials and specifications are subject to change from the manufacturer without notice - Please contact your local Yanmar Construction Equipment Europe dealer for further information.

GB\_V70S\_1217